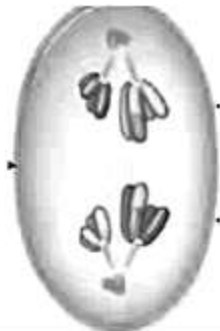
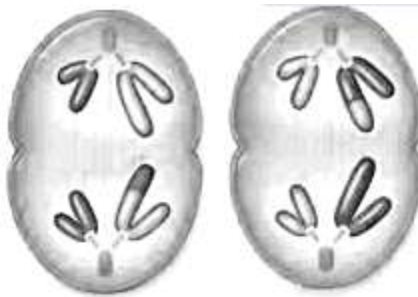


Phases of Meiosis

Name of Phase	Description
1.	Homologous chromosomes pair up and form tetrad
2.	Spindle fibers move homologous chromosomes to opposite sides
3.	Nuclear membrane reforms, cytoplasm divides, 4 daughter cells formed
4.	Chromosomes line up along equator, not in homologous pairs
5.	Crossing-over occurs
6.	Chromatids separate
7.	Homologs line up alone equator
8.	Cytoplasm divides, 2 daughter cells are formed



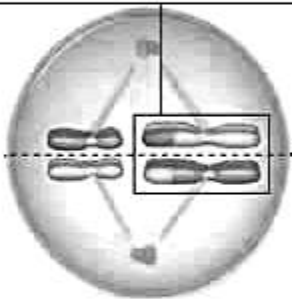
1.




2.



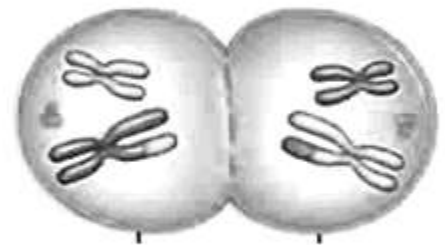
3.



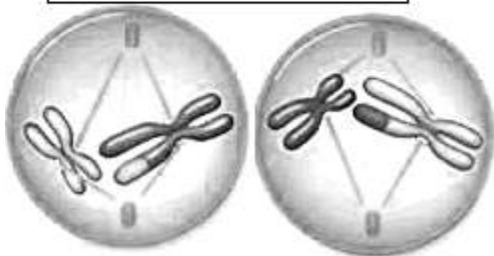
4.



5.



6.



7.



8.